

Scaled data based on original data using
LM-79-08 Approved Method: Electrical and Photometric Measurements of Solid-
State Lighting Products

Test Report Prepared for
Cooper Lighting Solutions
(formerly Eaton)

Brand: STREETWORKS

Report Number: P597400

Luminaire Tested: **PMM-SA3C-722-U-5NQ**

Issue Date: 5/27/2021

Test Information

Test Method: LM-79-08
Report Number: P597400
TEST IS SCALED FROM IESNA LM-79-08 TEST DATA (G2-1910-543-5)
Test Lab: INNOVATIONS CENTER
Issue Date: 5/27/2021
Manufacturer: COOPER LIGHTING SOLUTIONS (FORMERLY EATON)
Product Line: STREETWORKS
Catalog Number: PMM-SA3C-722-U-5NQ
Description: MESA POST TOP DECORATIVE LUMINAIRE. (3) LIGHTSQUARES WITH 16 LEDS EACH AND TYPE V NARROW OPTICS.
Light Source: -
Ballast/Driver: ELECTRONIC DRIVER

Summary

Lumens per Lamp: N/A
Luminaire Lumens: 13695 lumens
Efficiency: N/A
Efficacy: 82.5 lumens/watt
Luminous Opening: Rectangular (W 1' x L: 1' x H: 0')
IES Classification: Type V - Short
BUG Rating: B3 - U0 - G2

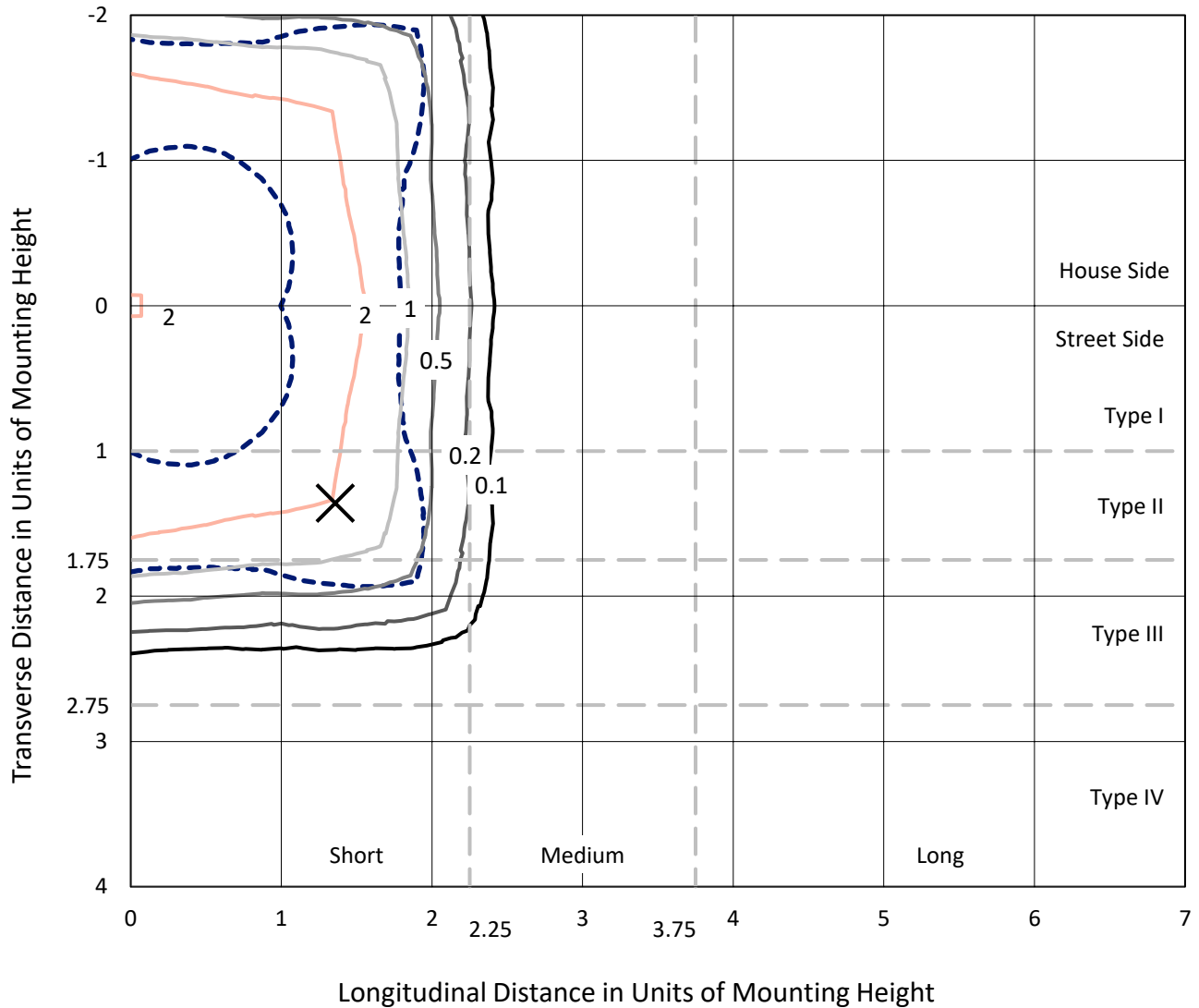
Input Watts (W): 166
Input Voltage (V): NR
Input Current (Ain): NR
Voltage Rise (V): NR
Power Factor: NR
Total Harmonic Distortion (THDi): NR
Frequency (hertz): 60
Stabilization Time: NR
Operation Time: NR
Ambient Temperature (°C): NR
Test Distance: 28.75 FT



REPORT NUMBER: P597400
 CATALOG NUMBER: PMM-SA3C-722-U-5NQ

Iso-Footcandle Lines of Horizontal Illumination

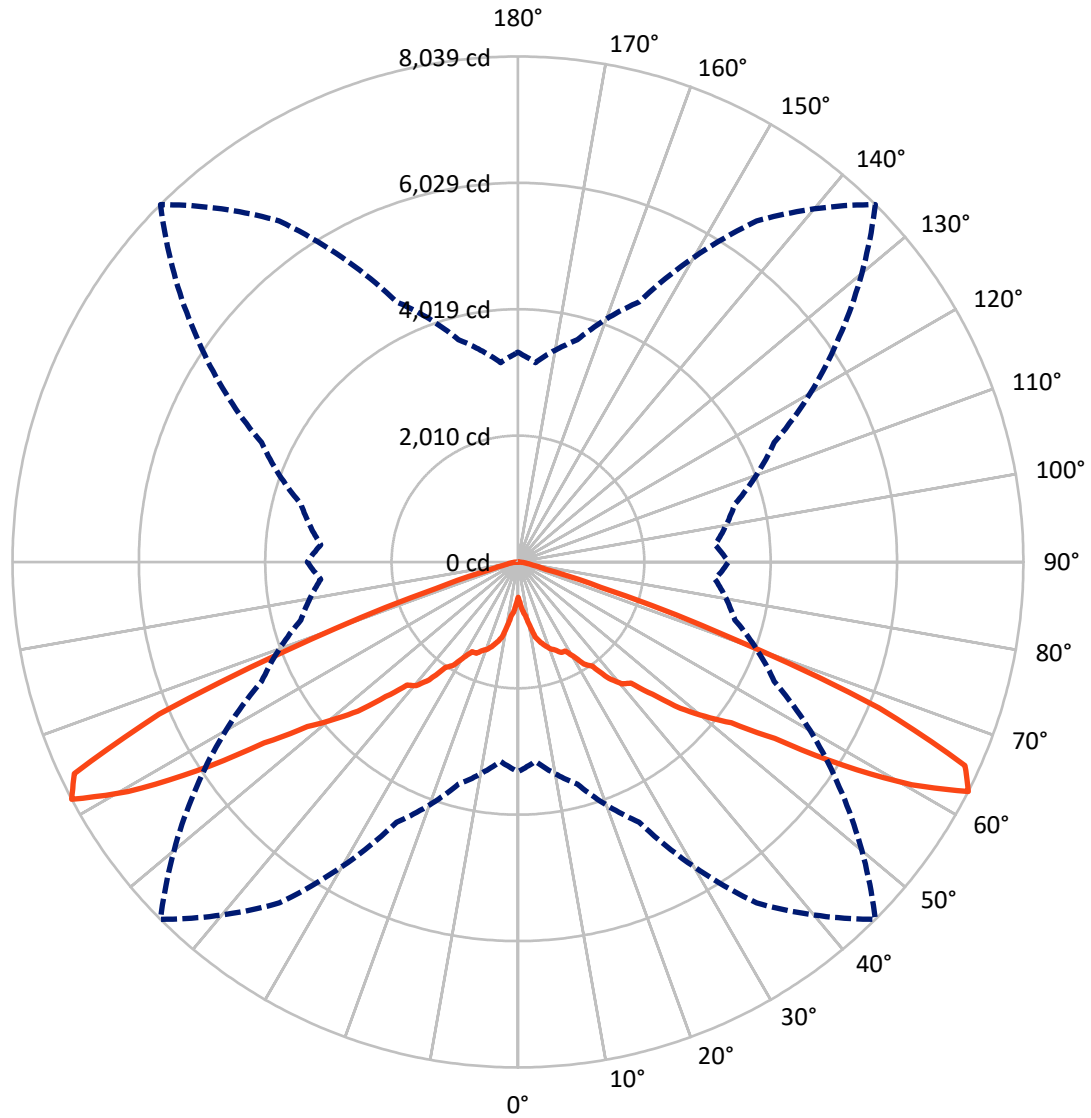
✕ Max cd
 - - - 1/2 Max cd



Based on 20 foot mounting height. Maximum calculated value = 3.7 fc
 Type V - Short - N/A

REPORT NUMBER: P597400
CATALOG NUMBER: PMM-SA3C-722-U-5NQ

Luminous Intensity Polar Plot



— Vertical Plane Through 45-Deg Lateral - - - Horizontal Cone Through 62.5-Deg Vertical

REPORT NUMBER: P597400
 CATALOG NUMBER: PMM-SA3C-722-U-5NQ

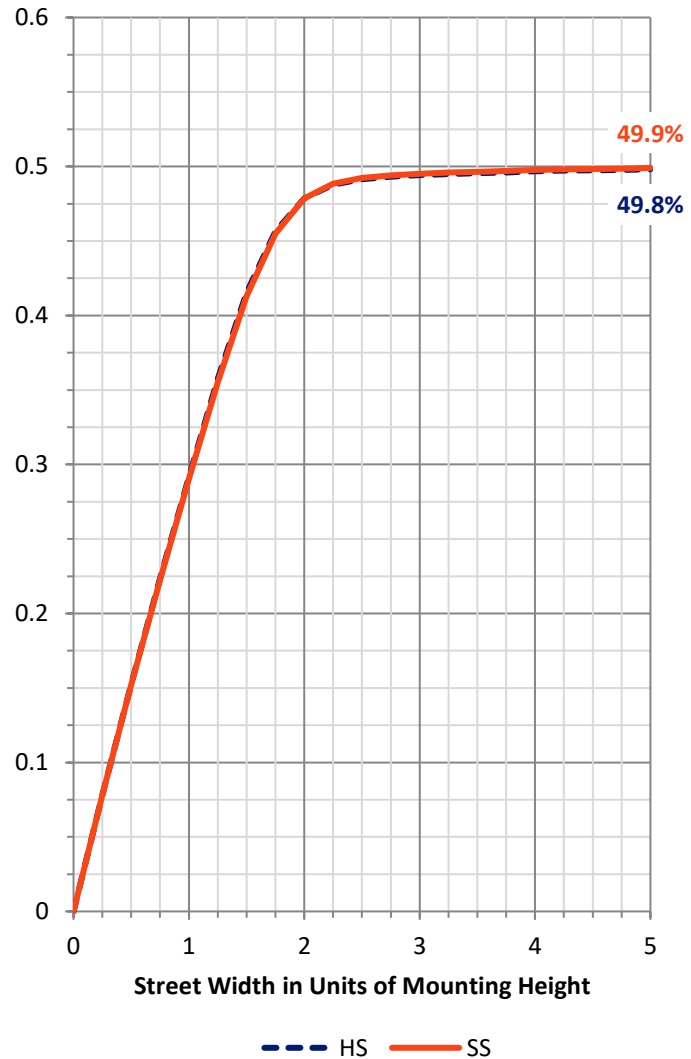
FLUX DISTRIBUTION:

		Downward	Upward	Total
House Side	Lumens	6847.5	0.0	6847.5
	% Fixture	50.0	0.0	50.0
Street Side	Lumens	6847.5	0.0	6847.5
	% Fixture	50.0	0.0	50.0
Total	Lumens	13695.0	0.0	13695.0
	% Fixture	100.0	0.0	100.0

ZONAL LUMENS:

Zone	Lumens	% Fixture
0°-10°	84.4	0.6
10°-20°	372.1	2.7
20°-30°	779.9	5.7
30°-40°	1469.5	10.7
40°-50°	2667.0	19.5
50°-60°	4506.4	32.9
60°-70°	3368.8	24.6
70°-80°	376.9	2.8
80°-90°	70.1	0.5
90°-100°	0.0	0.0
100°-110°	0.0	0.0
110°-120°	0.0	0.0
120°-130°	0.0	0.0
130°-140°	0.0	0.0
140°-150°	0.0	0.0
150°-160°	0.0	0.0
160°-170°	0.0	0.0
170°-180°	0.0	0.0
0°-90°	13695.0	100.0
0°-180°	13695.0	100.0

Coefficient of Utilization

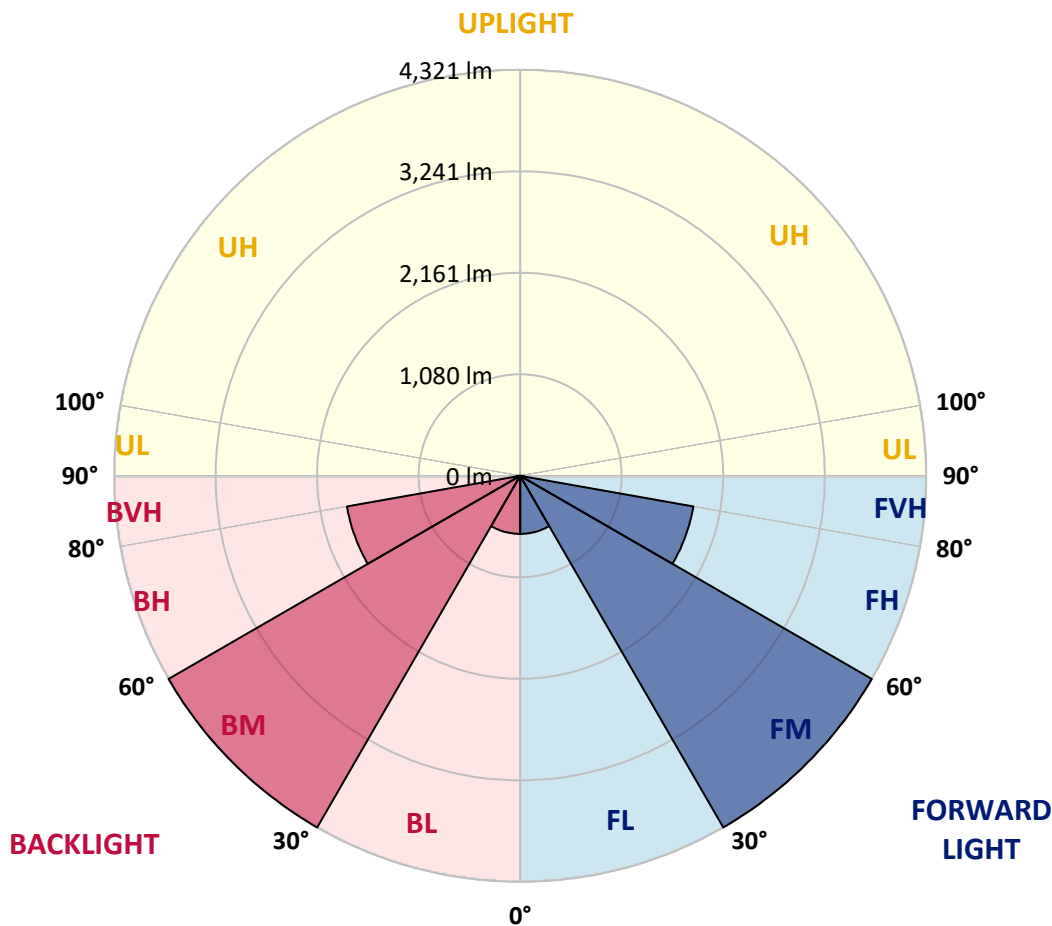


REPORT NUMBER: P597400
 CATALOG NUMBER: PMM-SA3C-722-U-5NQ

LUMINAIRE CLASSIFICATION SYSTEM LUMEN TABLE AND BUG RATING:

Zone	Lumens	% Fixture	Zone Rating/Lumen Limit		
			B	U	G
FL (0°-30°)	618.2	4.5			
FM (30°-60°)	4321.4	31.6			
FH (60°-80°)	1872.8	13.7			G2/5000
FVH (80°-90°)	35.1	0.3			G1/100
BL (0°-30°)	618.2	4.5	B2/1000		
BM (30°-60°)	4321.4	31.6	B3/5000		
BH (60°-80°)	1872.8	13.7	B3/2500		G2/5000
BVH (80°-90°)	35.1	0.3			G1/100
UL (90°-100°)	0.0	0.0		U0/0	
UH (100°-180°)	0.0	0.0		U0/0	

BUG Rating: B3-U0-G2
 Type V Short





REPORT NUMBER: P597400

CATALOG NUMBER: PMM-SA3C-722-U-5NQ

CANDELA DISTRIBUTION (FULL):

	0°	5°	15°	25°	35°	45°	55°	65°	75°	85°	90°
0°	560.0	560.0	560.0	560.0	560.0	560.0	560.0	560.0	560.0	560.0	560.0
2.5°	680.9	668.6	625.7	640.7	656.3	654.1	650.2	638.5	627.9	671.9	680.9
5°	868.1	840.2	825.2	812.9	810.1	780.0	821.3	816.8	830.7	854.1	877.0
7.5°	1017.4	991.2	951.6	943.3	898.2	864.7	900.4	944.4	958.3	1001.2	1026.9
10°	1072.0	1049.1	1056.4	1019.1	1016.8	1026.3	1018.5	1028.5	1065.3	1060.3	1079.2
12.5°	1194.6	1198.5	1175.1	1165.6	1184.5	1225.8	1190.7	1178.4	1169.5	1207.4	1219.1
15°	1309.3	1332.2	1293.7	1287.6	1279.8	1318.3	1280.4	1298.8	1314.9	1322.7	1318.3
17.5°	1472.0	1473.1	1430.2	1361.7	1387.3	1399.6	1382.9	1351.1	1427.5	1465.9	1468.1
20°	1579.0	1582.9	1498.2	1391.2	1463.7	1474.8	1466.5	1400.2	1501.6	1565.6	1562.9
22.5°	1694.3	1681.0	1566.2	1488.2	1513.8	1520.5	1502.7	1494.3	1565.6	1682.1	1664.8
25°	1771.8	1796.3	1682.1	1631.9	1610.2	1594.6	1617.5	1621.9	1694.9	1800.8	1742.3
27.5°	1956.8	1914.4	1735.6	1754.5	1708.3	1603.0	1703.3	1758.4	1742.8	1923.3	1967.4
30°	2121.1	2122.2	1871.5	1907.7	1821.9	1736.7	1845.3	1925.0	1905.5	2136.7	2094.9
32.5°	2331.2	2339.0	2106.1	2009.1	1951.2	1935.0	1921.7	2009.7	2131.2	2318.4	2322.3
35°	2558.0	2624.8	2308.3	2206.4	2107.8	2036.4	2113.3	2235.4	2314.5	2613.7	2560.7
37.5°	2999.8	2887.2	2628.2	2436.5	2373.5	2345.1	2385.8	2456.5	2627.6	2885.6	2976.4
40°	3261.1	3229.9	2877.2	2716.7	2473.8	2549.6	2527.3	2721.2	2862.7	3247.7	3256.1
42.5°	3660.6	3503.5	3186.4	2982.5	2764.1	2632.6	2771.9	3032.1	3203.1	3528.5	3682.3
45°	3976.5	3774.8	3530.2	3375.3	3099.5	3002.0	3052.2	3385.3	3599.9	3823.3	4025.5
47.5°	4325.8	4107.4	3862.8	3587.6	3318.5	3477.3	3388.7	3681.8	3891.2	4211.6	4401.1
50°	4764.9	4523.1	4209.9	3982.6	3804.3	3860.0	3846.1	4055.1	4313.6	4605.5	4820.6
52.5°	5248.5	4974.9	4673.0	4461.8	4386.6	4248.4	4428.9	4514.7	4705.3	4972.7	5225.1
55°	5586.7	5313.1	5130.4	5198.4	5178.3	4956.6	5114.8	5123.7	5031.8	5128.2	5382.2
57.5°	5534.3	5273.0	5247.9	5504.8	5888.7	6103.2	5858.6	5332.6	4988.3	4943.2	5212.3
60°	4839.0	4615.6	4845.1	5424.6	6542.8	7195.8	6254.2	5175.0	4607.8	4373.2	4632.8
62.5°	3334.6	3183.6	3659.5	4565.4	6621.4	8038.8	6239.7	4496.9	3573.7	3148.0	3349.7
65°	1580.7	1526.1	1927.8	2894.5	5515.4	7813.7	5451.3	3042.7	2057.1	1643.1	1688.8
67.5°	594.5	567.2	707.6	1278.7	3473.9	6197.4	3664.5	1501.0	795.6	618.5	639.6
70°	337.6	318.1	336.5	466.3	1398.5	3510.1	1580.7	514.8	338.2	308.1	328.2
72.5°	265.8	250.7	253.5	281.9	482.5	1377.9	511.5	293.6	245.7	233.5	251.3
75°	219.5	206.2	205.6	221.2	281.4	447.4	289.2	224.5	198.9	190.0	204.5
77.5°	174.4	166.6	168.8	181.1	201.7	250.2	209.5	181.6	163.2	152.7	162.7
80°	127.6	126.5	135.4	146.5	150.4	168.3	157.1	146.5	130.4	115.3	119.2
82.5°	83.6	84.1	100.8	109.8	108.1	107.5	112.5	112.0	97.5	76.3	76.3
85°	47.9	49.0	61.8	69.1	68.0	54.0	71.3	71.9	62.4	46.2	44.6
87.5°	15.6	19.5	26.7	28.4	27.3	15.0	27.3	30.1	27.3	19.5	17.3
90°	0.0	0.0	0.0	0.0	0.0	0.0	0.0	0.0	0.0	0.0	0.0

(END OF REPORT)